



PURELY BEAUTIFUL WATERWAYS 







*As stewards of the environment,
Otterbine Barebo, Inc. strives to sustain
our natural resources for future generations.
As demand for water increases exponentially,
it's more important than ever for us to be
environmentally conscious and do what
we can to aid in water conservation
and the treatment of earth's most
valuable asset, water.*

*For our most current product specifications
and promotions visit our website
WWW.OTTERBINE.COM*

TABLE OF CONTENTS

2	Otterbine Barebo, Inc.
5	Water Management
6	Surface and Subsurface Aeration Systems
8	Aerating Fountains
13	Large Aerating Fountains
16	Industrial Aerators: Surface and Subsurface
18	Diffused Aeration
21	Giant Fountains
24	Small Pond Owners: Fractional Systems
29	Accessories
30	Fountain Glo™ Lighting
32	Ottershield Lake Dye
32	Installation
32	Power Control Center

OTTERBINE BAREBO, INC.

SIXTY YEARS AGO OTTERBINE pond and lake aeration systems were only available in wastewater treatment and commercial fish farms. In 1980 when Chuck and Terry Barebo purchased the Otterbine line they recognized that the need for clean water went beyond industrial applications to include areas such as; golf courses, parks, commercial complexes and any area where people and water connected. With this awareness, they purchased the Otterbine product line and the journey began of providing high quality aeration systems, aerating fountains and underwater lighting to these markets. The Barebo family tradition and commitment of providing superior products has strengthened



over the years as the second generation of Barebo's evolved into the business and made a name for Otterbine products through a worldwide distribution and service network. Otterbine Barebo, Inc. is recognized as the industry leader in the manufacturing of

aerating fountains and pond aeration systems, and they are proud that the Barebo family name goes on every product that is sold.

From conception throughout the lifecycle of our products we implement rigorous performance and safety testing to insure that we deliver high quality, efficient and reliable products to market, and we support this with the industry's strongest and most inclusive warranties. Our dedication extends beyond our products to our customers with a dedicated team of employees that provide 24-hour design turn around and customer service standards that require all questions be answered within one business day.

Otterbine Barebo, Inc. also leads the industry by sponsoring educational sessions and actively participating in conservation programs both nationally and worldwide. The Barebo family's continued devotion to serving the needs of business partners, customers and the environment is evident in the exceptional products and services we provide; Otterbine Barebo, Inc. delivers effective, natural solutions that improve water quality so that it can be enjoyed for generations to come.





3HP GEMINI AND TWO 3HP ROCKETS
WITH MR16 LOW VOLTAGE LIGHTS IN
EMMAUS, PENNSYLVANIA





3HP SUNBURST IN
KRAKOW, POLAND

WATER MANAGEMENT

WITH POPULATIONS MULTIPLYING at increasing rates, the global demand for clean water is growing. Often land development creates pollutants that are rich in nutrients containing high levels of phosphorus and nitrogen that rob a pond of oxygen. Low oxygen levels combined with minimal circulation prematurely ages a water body and throws the natural ecosystem out of balance. Visible indicators that the pond is suffering from a lack of oxygen are algae, aquatic weeds, insects and foul odors - not only are these conditions unsightly but they can be detrimental if a pond is being used to water livestock or irrigate crops and turf. These indicators alert us to the need for implementing a water quality management solution.

The most natural water quality management solution is to introduce aeration into a pond or lake and induce oxygen into the water column creating

currents that eliminate stagnant water. Aeration mixes cool bottom water with warm surface water helping to eliminate thermal stratification. It also replenishes the depleted oxygen encouraging the production and longevity of healthy aerobic bacteria that consume excess nutrients and returns the water feature to a healthy and stable ecosystem. Otterbine aeration systems provide many benefits, but most importantly they improve water quality leaving clean, healthy ponds and lakes. To learn more about effective water management practices and the science of limnology please visit us at www.otterbine.com.



SURFACE AND SUBSURFACE AERATION SYSTEMS

OTTERBINE'S AERATION SYSTEMS consist of aerating fountains, industrial aerators and diffused air systems – each with unique features that should be reviewed when determining the needs of your water feature. Our aeration systems are widely used throughout the world by golf courses, corporations, parks, resorts, and homeowners to effectively manage the water quality of their ponds and lakes. Able to operate in effluent and brackish water, our systems have the strongest most comprehensive warranties in the industry and offer years of trouble-free service.



Two measurements of any aeration system regardless of configuration are oxygen transfer and pumping rates. Our focus to provide the most effective aeration systems is evident by being the only manufacturer to publish performance results from independent tests conducted on our products at accredited, third party laboratories throughout the U.S.A.

Choosing the right system is critical and depends on the amount of aquatic vegetation, the visual effect desired and the available power. When determining aeration vs. aesthetic needs, know that aeration systems should provide a minimum of 2.2lbs or 1kg of oxygen per horsepower hour, and produce pumping rates of 400GPM or 86m³/hr at a one horsepower level. Recommended sizing is 2HP per surface acre when using these products for water quality management.





3HP TRISTAR IN
IRMO, SOUTH CAROLINA

AERATING FOUNTAINS

OUR AERATING FOUNTAINS should not be confused with floating fountains. These surface spray aerators are engineered to provide results, and although they create attractive displays selection should be based off their performance when desiring the benefits of aeration.

A unique mixed flow pumping system delivers aeration when you need it, while stainless steel and high intensity thermal plastic construction will stand up to effluent and brackish water conditions. Offering both function and beauty; these units operate in as little as 30in or 75cm of water and all of the spray patterns in the 1-5HP line are interchangeable. As a matter of fact, if you don't love the pattern we'll trade it out for you at no charge! And, if that isn't enough Otterbine provides an extensive 5-year warranty on our aerating fountains that covers the unit, the panel and the cable. Don't be fooled by other companies claiming to have the same guarantees!

Perfect for any golf course, commercial complex, park or backyard landscape, the beauty of Otterbine's Aerating Fountains can be taken from day to night with the addition of our MR16 4-light low voltage Fountain Glo™ lighting system.



AERATION LINE

While all our Aerating Fountains provide plenty of aeration, the simple beauty of our Sunburst, Gemini and Saturn units is created through an open-throat impeller design that allows them to move over three times more water than decorative patterns. The following three systems offer the best solution to those searching for an attractive display with the capability to manage severe aquatic environments.



PATTERN GUARANTEE: Any pattern purchased under the aeration line can be swapped for another pattern within the aeration line.

SUNBURST



60 HZ	1 HP	2 HP	3 HP	5 HP
Spray Height (ft)	4	7	10	11
Spray Diam. (ft)	15	24	30	40
GPM	530	640	775	1,100
Volt/Ph/Amp 3450@60hz	115/1/14 230/1/7.5	230/1/12.4	230/1/14 230/3/8.6 460/3/4.3	230/1/23 230/3/13.4 460/3/7.2
50 HZ	1 HP	2 HP	3 HP	5 HP
Spray Height (m)	1.2	2	2.9	3.2
Spray Diam. (m)	5	7.3	8.6	11.6
m ³ /hr	114.4	138.1	167.2	237.3
Volt/Ph/Amp 2875@50hz	230/1/8.3	230/1/12.6	230/1/13.5 400/3/4	400/3/7

GEMINI



60 HZ	1 HP	2 HP	3 HP	5 HP
Spray Height (ft)	5	9	12	15
Spray Diam. (ft)	10	16	24	34
GPM	555	665	800	1,125
Volt/Ph/Amp 3450@60hz	115/1/14 230/1/7.5	230/1/12.4	230/1/14 230/3/8.6 460/3/4.3	230/1/23 230/3/13.4 460/3/7.2
50 HZ	1 HP	2 HP	3 HP	5 HP
Spray Height (m)	2	2.6	3.5	4.4
Spray Diam. (m)	4	4.7	6.9	9.5
m ³ /hr	119.7	143.5	172.6	242.7
Volt/Ph/Amp 2875@50hz	230/1/8.3	230/1/12.6	230/1/13.5 400/3/4	400/3/7

SATURN



60 HZ	1 HP	2 HP	3 HP	5 HP
Spray Height (ft)	1.5	3	4.5	5
Spray Diam. (ft)	7	11	20	24
GPM	400	480	580	825
Volt/Ph/Amp 3450@60hz	115/1/14 230/1/7.5	230/1/12.4	230/1/14 230/3/8.6 460/3/4.3	230/1/23 230/3/13.4 460/3/7.2
50 HZ	1 HP	2 HP	3 HP	5 HP
Spray Height (m)	.5	.9	1.4	1.5
Spray Diam. (m)	2.1	3.3	6.1	7
m ³ /hr	86.3	103.6	125.1	178
Volt/Ph/Amp 2875@50hz	230/1/6.2	230/1/10.8	230/1/11.6 400/3/3.4	400/3/6

DECORATIVE LINE

Featuring seven patterns that are built upon staged pumping chambers, these systems are designed to create intricate, striking displays. From our single tiered Rocket to our more elaborate Equinox pattern, the decorative line is ideal for those desiring a 'fountain-like' display with the additional benefit of aeration. When strong aeration is needed for severe aquatic environments we recommend combining these decorative systems with any pattern under our aeration line or any unit within the Industrial Aerators section.



PATTERN GUARANTEE: Any pattern purchased under the decorative line can be swapped for any pattern within the decorative line.

TRISTAR



60 HZ	1 HP	2 HP	3 HP	5 HP
Spray Height (ft)	UPPER: 8 MIDDLE: 5 LOWER: 3	UPPER: 12 MIDDLE: 7 LOWER: 4	UPPER: 16 MIDDLE: 11 LOWER: 7	UPPER: 19 MIDDLE: 13 LOWER: 8
Spray Diam. (ft)	UPPER: 2 MIDDLE: 9 LOWER: 13	UPPER: 2 MIDDLE: 10 LOWER: 17	UPPER: 3 MIDDLE: 13 LOWER: 23	UPPER: 3 MIDDLE: 15 LOWER: 27
GPM	150	210	275	400
Volt/Ph/Amp 3450@60hz	115/1/14 230/1/7.5	230/1/12.4	230/1/14 230/3/8.6 460/3/4.3	230/1/23 230/3/13.4 460/3/7.2
50 HZ	1 HP	2 HP	3 HP	5 HP
Spray Height (m)	UPPER: 3 MIDDLE: 1.8 LOWER: 0.9	UPPER: 4 MIDDLE: 2.4 LOWER: 1.2	UPPER: 4.6 MIDDLE: 3.2 LOWER: 2	UPPER: 4.6 MIDDLE: 3.2 LOWER: 2
Spray Diam. (m)	UPPER: 0.6 MIDDLE: 2.7 LOWER: 4	UPPER: 0.6 MIDDLE: 3 LOWER: 5.2	UPPER: 0.9 MIDDLE: 3.8 LOWER: 6.1	UPPER: 0.9 MIDDLE: 3.8 LOWER: 6.1
m ³ /hr	32.4	45.3	59.3	59.3
Volt/Ph/Amp 2875@50hz	230/1/8.3	230/1/12.6	230/1/13.5 400/3/4	400/3/4

PHOENIX



60 HZ	1 HP	2 HP	3 HP	5 HP
Spray Height (ft)	UPPER: 8 LOWER: 4	UPPER: 11 LOWER: 6	UPPER: 15 LOWER: 9	UPPER: 18 LOWER: 10
Spray Diam. (ft)	UPPER: 2 LOWER: 14	UPPER: 2 LOWER: 20	UPPER: 3 LOWER: 28	UPPER: 3 LOWER: 34
GPM	150	210	275	400
Volt/Ph/Amp 3450@60hz	115/1/14 230/1/7.5	230/1/12.4	230/1/14 230/3/8.6 460/3/4.3	230/1/23 230/3/13.4 460/3/7.2
50 HZ	1 HP	2 HP	3 HP	5 HP
Spray Height (m)	UPPER: 3 LOWER: 1.2	UPPER: 4 LOWER: 1.8	UPPER: 4.2 LOWER: 2	UPPER: 4.2 LOWER: 2
Spray Diam. (m)	UPPER: 0.6 LOWER: 5.5	UPPER: 0.6 LOWER: 6.4	UPPER: 0.9 LOWER: 7.2	UPPER: 0.9 LOWER: 7.2
m ³ /hr	32.4	45.3	59.3	59.3
Volt/Ph/Amp 2875@50hz	230/1/8.3	230/1/12.6	230/1/13.5 400/3/4	400/3/4

ROCKET



60 HZ	1 HP	2 HP	3 HP	5 HP
Spray Height (ft)	11-13	17-19	20-22	23-25
Spray Diam. (ft)	5	5	8	8
GPM	110	155	200	290
Volt/Ph/Amp 3450@60hz	115/1/14 230/1/7.5	230/1/12.4	230/1/14 230/3/8.6 460/3/4.3	230/1/23 230/3/13.4 460/3/7.2
50 HZ	1 HP	2 HP	3 HP	5 HP
Spray Height (m)	3.8-4.4	4.9-5.5	5.6-6.2	5.6-6.2
Spray Diam. (m)	1.5	1.5	2.4	2.4
m ³ /hr	23.7	33.4	43.2	43.2
Volt/Ph/Amp 2875@50hz	230/1/8.3	230/1/12.6	230/1/13.5 400/3/4	400/3/4

COMET




60 HZ	1 HP	2 HP	3 HP	5 HP
Spray Height (ft)	9-11	16-18	19-21	21-23
Spray Diam. (ft)	5	5	8	8
GPM	130	185	240	325
Volt/Ph/Amp 3450@60hz	115/1/14 230/1/7.5	230/1/12.4	230/1/14 230/3/8.6 460/3/4.3	230/1/23 230/3/13.4 460/3/7.2
50 HZ	1 HP	2 HP	3 HP	5 HP
Spray Height (m)	2.8-3.4	4.4-5	5.2-6.8	5.2-6.8
Spray Diam. (m)	1.5	1.5	2.4	2.4
m ³ /hr	28	39.9	51.8	51.8
Volt/Ph/Amp 2875@50hz	230/1/8.3	230/1/12.6	230/1/13.5 400/3/4	400/3/4

EQUINOX



60 HZ	1 HP	2 HP	3 HP	5 HP
Spray Height (ft)	10	13	15	20
Spray Diam. (ft)	35	40	58	72
GPM	150	210	275	400
Volt/Ph/Amp 3450@60hz	115/1/15 230/1/7.5	230/1/11.4	230/1/12 230/3/7.6 460/3/4.1	230/1/20 230/3/11.4 460/3/6
50 HZ	1 HP	2 HP	3 HP	5 HP
Spray Height (m)	3	4	4.5	5.3
Spray Diam. (m)	10.5	12	17	18.3
m ³ /hr	32.4	45.3	59.3	59.3
Volt/Ph/Amp 2875@50hz	230/1/8.5	230/1/10.5	230/1/11 400/3/3.5	400/3/3.8



PRODUCT ILLUSTRATION

1. High-tech thermal plastic pumping chambers are staged to allow for easy interchange.
 2. Rugged low visibility closed cell foam filled float includes handles and protective pockets for lights when applicable.
 3. Industrial strength thermal plastic screen helps keep debris out of the unit.
 4. Electrical quick disconnect is part of the upper plate to prevent damage.
 5. Mixed flow pumping system achieves maximum pumping capacities.
 6. Oil cooled, efficient 3450/2875 RPM custom built motor incorporates a silicon carbide single seal to ensure dependability and long life.
 7. Corrosion resistant, durable 18 gauge/316 grade stainless steel motor housing.
- Complete package is safety tested, approved and listed with ETL and ETL-C. Products for the European Union are also safety tested, approved and carry a 3rd party, independent CE mark. Minimum operating depth is 30in or 75cm; an additional 10in or 26cm are required when adding lights. See www.otterbine.com for product testing and package details.

GENESIS



60 HZ	1 HP	2 HP	3 HP	5 HP
Spray Height (ft)	UPPER: 6 LOWER: 3	UPPER: 10 LOWER: 5	UPPER: 15 LOWER: 6	UPPER: 18 LOWER: 7
Spray Diam. (ft)	UPPER: 8 LOWER: 24	UPPER: 11 LOWER: 32	UPPER: 20 LOWER: 50	UPPER: 24 LOWER: 62
GPM	150	210	275	400
Volt/Ph/Amp 3450@60hz	115/1/14 230/1/7.5	230/1/12.4	230/1/14 230/3/8.6 460/3/4.3	230/1/23 230/3/13.4 460/3/7.2
50 HZ	1 HP	2 HP	3 HP	5 HP
Spray Height (m)	UPPER: 2.1 LOWER: 1.2	UPPER: 3.4 LOWER: 1.5	UPPER: 4.2 LOWER: 1.7	UPPER: 4.2 LOWER: 1.7
Spray Diam. (m)	UPPER: 3 LOWER: 7.6	UPPER: 4 LOWER: 10.7	UPPER: 5 LOWER: 13.7	UPPER: 5 LOWER: 13.7
m ³ /hr	32.4	45.3	59.3	59.3
Volt/Ph/Amp 2875@50hz	230/1/8.3	230/1/12.6	230/1/13.5 400/3/4	400/3/4

“Incorporating the display patterns presented an effective and efficient way of improving water quality while at the same time introducing a new, attractive landmark feature to Abbey Park.”


— Councillor John Mugglestone, Leicester, U.K.

CONSTELLATION



60 HZ	1 HP	2 HP	3 HP	5 HP
Spray Height (ft)	UPPER: 4 LOWER: 2	UPPER: 6 LOWER: 2	UPPER: 9 LOWER: 3	UPPER: 10 LOWER: 3
Spray Diam. (ft)	UPPER: 9 LOWER: 18	UPPER: 14 LOWER: 28	UPPER: 17 LOWER: 35	UPPER: 18 LOWER: 36
GPM	150	210	275	400
Volt/Ph/Amp 3450@60hz	115/1/14 230/1/7.5	230/1/12.4	230/1/14 230/3/8.6 460/3/4.3	230/1/23 230/3/13.4 460/3/7.2
50 HZ	1 HP	2 HP	3 HP	5 HP
Spray Height (m)	UPPER: 1.2 LOWER: 0.6	UPPER: 1.8 LOWER: 0.6	UPPER: 2.4 LOWER: 0.9	UPPER: 2.4 LOWER: 0.9
Spray Diam. (m)	UPPER: 2.7 LOWER: 5.4	UPPER: 3.7 LOWER: 7.6	UPPER: 4.6 LOWER: 9.6	UPPER: 4.6 LOWER: 9.6
m ³ /hr	32.4	45.3	59.3	59.3
Volt/Ph/Amp 2875@50hz	230/1/8.3	230/1/12.6	230/1/13.5 400/3/4	400/3/4





LARGE AERATING FOUNTAINS



OUR LARGE AERATING FOUNTAINS are the newest addition to the Otterbine family and are ideal for those seeking an impressive and generous fountain display combined with the benefits of aeration. Manufactured from corrosion resistant materials and a custom built oil-cooled motor, these systems need only 40in or 1m of water to operate and are available for both single and three phase power.

Compare these 7.5HP & 10HP systems to other large fountain and aeration systems and you'll not only see significant cost savings, but you'll notice that they are engineered for simplified installation and maintenance, while producing spectacular fountain-like displays.

The ultimate enhancement to any showcase water feature, from clubhouses to resorts the Large Aerating Fountains with our Par 64 High Voltage Fountain Glo™ light systems continue to fascinate spectators into the night.

NEPTUNE



60 HZ	7.5 HP	10 HP
Spray Height (ft)	5	6
Spray Diam. (ft)	11	11
GPM	1,340	1,655
Volt/Ph/Amp 3450@60hz	230/1/28 230/3/16 460/3/8	230/1/36 230/3/20 460/3/10
50 HZ	7.5 HP	10 HP
Spray Height (m)	1.5	1.8
Spray Diam. (m)	3.5	3.5
m ³ /hr	304.3	375.9
Volt/Ph/Amp 2875@50hz	400/3/10	400/3/12

STARBURST



60 HZ	7.5 HP	10 HP
Spray Height (ft)	14	16
Spray Diam. (ft)	35	40
GPM	770	885
Volt/Ph/Amp 3450@60hz	230/1/35 230/3/21 460/3/10.5	230/1/45 230/3/26 460/3/13
50 HZ	7.5 HP	10 HP
Spray Height (m)	3.2	3.7
Spray Diam. (m)	10.6	11.6
m ³ /hr	174.9	201
Volt/Ph/Amp 2875@50hz	400/3/12.5	400/3/15

APOLLO



60 HZ	7.5 HP	10 HP
Spray Height (ft)	30	34
Spray Diam. (ft)	9	9
GPM	350	385
Volt/Ph/Amp 3450@60hz	230/1/35 230/3/21 460/3/10.5	230/1/45 230/3/26 460/3/13
50 HZ	7.5 HP	10 HP
Spray Height (m)	8.5	9.8
Spray Diam. (m)	2.7	2.7
m ³ /hr	79.5	87.4
Volt/Ph/Amp 2875@50hz	400/3/13.5	400/3/16.5

ORION



60 HZ	7.5 HP	10 HP
Spray Height (ft)	UPPER: 18 LOWER: 8	UPPER: 23 LOWER: 10
Spray Diam. (ft)	UPPER: 11 LOWER: 52	UPPER: 10 LOWER: 57
GPM	530	580
Volt/Ph/Amp 3450@60hz	230/1/35 230/3/21 460/3/10.5	230/1/45 230/3/26 460/3/13
50 HZ	7.5 HP	10 HP
Spray Height (m)	UPPER: 6.5 LOWER: 2.1	UPPER: 6.7 LOWER: 2.4
Spray Diam. (m)	UPPER: 3 LOWER: 15.8	UPPER: 3 LOWER: 17.4
m ³ /hr	120.4	131.7
Volt/Ph/Amp 2875@50hz	400/3/13.5	400/3/18.5

LARGE AERATING FOUNTAINS

VENUS

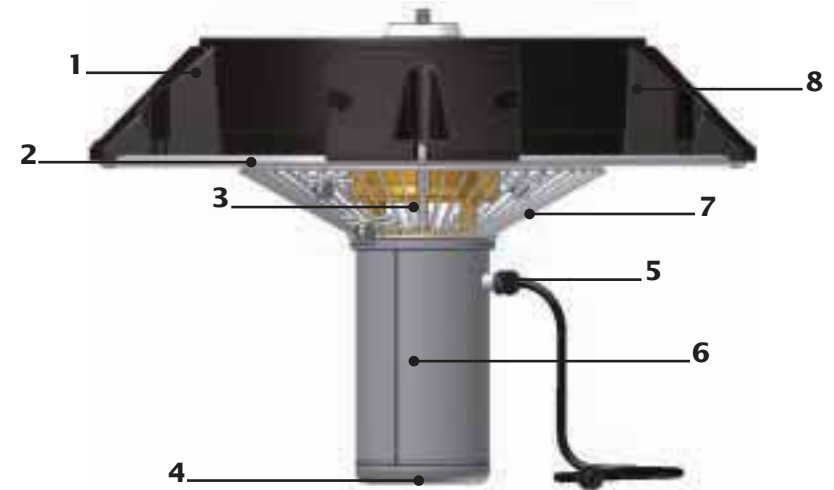


60 HZ	7.5 HP	10 HP
Spray Height (ft)	UPPER: 18 LOWER: 8	UPPER: 21 LOWER: 10
Spray Diam. (ft)	UPPER: 22 LOWER: 70	UPPER: 30 LOWER: 82
GPM	530	580
Volt/Ph/Amp 3450@60hz	230/1/35 230/3/21 460/3/10.5	230/1/45 230/3/26 460/3/13
50 HZ	7.5 HP	10 HP
Spray Height (m)	UPPER: 5.2 LOWER: 2.4	UPPER: 6.1 LOWER: 2.7
Spray Diam. (m)	UPPER: 6.4 LOWER: 21	UPPER: 8.2 LOWER: 24.4
m ³ /hr	120.4	131.7
Volt/Ph/Amp 2875@50hz	400/3/13.5	400/3/16.5

EQUINOX



60 HZ	7.5 HP	10 HP
Spray Height (ft)	17	24
Spray Diam. (ft)	52	65
GPM	530	580
Volt/Ph/Amp 3450@60hz	230/1/35 230/3/21 460/3/10.5	230/1/45 230/3/26 460/3/13
50 HZ	7.5 HP	10 HP
Spray Height (m)	5.2	7.3
Spray Diam. (m)	15.8	19.8
m ³ /hr	120.4	131.7
Volt/Ph/Amp 2875@50hz	400/3/13.5	400/3/18.5



PRODUCT ILLUSTRATION

1. Unique float design includes 'wing floats' that allow for adjustments to float visibility.
2. Stainless steel float ring for easy handling and maneuverability.
3. Mixed flow pumping chamber achieves maximum pumping capacities.
4. Corrosion resistant, durable 16 gauge/316 grade stainless steel motor housing, with oil plug located on bottom for ease of maintenance.
5. Electrical quick disconnect is integrated into motor housing with extension cable for simplified maintenance.
6. Oil cooled, efficient 3450/2875 RPM custom motor is sealed to ensure dependability and long life.
7. Industrial strength, corrosion resistant stainless steel screen protects pump and motor from debris.
8. Recessed pockets protect light fixtures when applicable.

Complete package is safety tested, approved and listed with ETL and ETL-C. Products for the European Union are also safety tested, approved and carry a 3rd party, independent CE mark. Minimum operating depth is 40in or 1m with and without lights. See www.otterbine.com for product testing and package details.

INDUSTRIAL AERATORS SURFACE & SUBSURFACE



Otterbine's experience in wastewater treatment is obvious in the performance and results delivered by their surface and subsurface industrial aeration systems. Constructed from stainless steel, thermal plastics and a rugged low speed motor; these systems are built to withstand the demands of severe aquatic environments. Providing over 3.3lbs or 1.5kg of oxygen per horsepower hour and over 900GPM or 198m³/hr, the High Volume unit is the most powerful aeration system available on the market for water management.

Each of our Industrial Aerators can operate in as little as 40in or 1m of water and are supported by a comprehensive 3-year warranty. These systems provide unique solutions to managing water quality, from low profile patterns to horizontal mixers and can be used in a variety of applications including; wastewater treatment facilities, marinas, mining operations, food processing, and of course golf courses using effluent water.

For those desiring a decorative display with added aeration, we recommend combining Industrial Aerators with our Aerating Fountains. Learn more on how Otterbine's High Volume, Aspirator and Mixer systems can meet your individual aquatic needs throughout this section and online at www.otterbine.com.



HIGH VOLUME

Our most powerful surface spray aerator, the High Volume is ideal for managing severe aquatic environments including effluent and other high nutrient ponds.



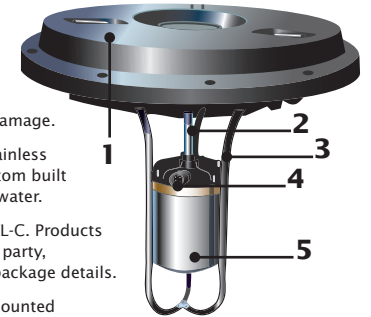
60 HZ	1 HP	2 HP	3 HP	5 HP
Spray Height (ft)	1.5	2	3	4.5
Spray Diam. (ft)	4	7	9	11
GPM	920	1,525	2,100	3,000
Volt/Ph/Amp 1725@60hz	115/1/13.4 230/1/6.8	230/1/11.9	230/1/13.5 230/3/8.5 460/3/4.2	230/3/14.4 460/3/7.5

50 HZ	1 HP	2 HP	3 HP	5 HP
Spray Height (m)	.5	.6	.9	1.1
Spray Diam. (m)	1.2	2.3	2.6	3.5
m ³ /hr	198.5	329	453.1	647.2
Volt/Ph/Amp 1425@50hz	230/1/8	230/1/12	230/1/14 400/3/4.2	400/3/7.2

Minimum operating depth is 40in or 1m, with and without lights. High voltage lights cannot be used on 5HP High Volumes.

PRODUCT ILLUSTRATIONS

1. Rugged closed cell foam filled low visibility polyethylene float.
2. Precision pitched stainless steel impeller is virtually unbreakable.
3. Protective arms secure motor unit and allow for easy handling.
4. Electrical disconnect is part of upper plate to prevent accidental damage.
5. Enclosed in a corrosion resistant, durable 18 gauge/316 grade stainless steel motor housing, the oil-cooled, efficient 1725/1425 RPM custom built motor has dynamically balanced rotors to move high volumes of water.



Complete package is safety tested, approved and listed with ETL and ETL-C. Products for the European Union are also safety tested, approved and carry a 3rd party, independent CE mark. See www.otterbine.com for product testing and package details.

Like components used throughout industrial aerators. High Volume is mounted vertically, while Aspirator and Mixer models are mounted horizontally.




Sub-Triton Aspirator



Triton Aspirator



Sub-Triton Mixer



Triton Mixer

MIXERS: TRITON & SUB-TRITON

Our Mixers are ideal for shallow areas and wherever horizontal flow is needed. Available in floating Triton and subsurface Sub-Triton configurations.



60 HZ	1 HP	2 HP	3 HP
Volume (ft ³) Influenced	490,000	980,000	1,470,000
Volt/Ph/Amp 1725@60hz	115/1/12.6 230/1/6.5	230/1/11.5	230/1/13.7 230/3/8.8 460/3/4.2

50 HZ	1 HP	2 HP	3 HP
Volume (m ³) Influenced	12,488	24,976	37,463
Volt/Ph/Amp 1425@50hz	230/1/7.3	230/1/12	230/1/12.5 400/3/4

Minimum operating depth for Tritons is 3ft or 92cm, while Sub-Tritons require 2.5ft or 76cm of water depth.

ASPIRATORS: TRITON & SUB-TRITON

The Aspirator transfers oxygen from the water's surface into the water column through a venturi tube, creating no surface spray. Available in floating Triton and subsurface Sub-Triton configurations.



60 HZ	1 HP	2 HP	3 HP	5 HP
Volume (ft ³) Influenced	210,000	420,000	630,000	1,050,000
Volt/Ph/Amp 1725@60hz	115/1/12.6 230/1/6.5	230/1/11.5	230/1/12.5 230/3/8.7 460/3/4.1	230/3/13.5 460/3/7

50 HZ	1 HP	2 HP	3 HP	5 HP
Volume (m ³) Influenced	5,352	10,704	16,056	26,760
Volt/Ph/Amp 1425@50hz	230/1/7.3	230/1/12	230/1/14.5 400/3/4.3	400/3/6.2

Minimum operating depth for Tritons is 3ft or 92cm, while Sub-Tritons require 2.5ft or 76cm of water depth.

DIFFUSED AERATION

Golf course designers and architects often prefer to keep landscape designs serene and calm. Otterbine provides the perfect system for these applications with their Air Flo 2 Diffused Aeration System that has no visible pattern. These systems are unique to the Otterbine line as they use quiet on-shore compressors that pump air to diffusers placed at pond bottom. Diffusers then release oxygen throughout the water column creating mass circulation that mixes bottom and top water layers and breaks up thermal stratification resulting in a healthy, clean environment for aquatic habitat.

Air Flo 2 is the most energy efficient system in the Otterbine line and is the ideal water management solution for environments where a pond or lake is used for recreation such as swimming or wading as there are no electrical components in the water. Able to operate at depths from 6ft-40ft or 2m-12m, this diverse subsurface aerator has been independently tested for safety and effectiveness, is constructed of corrosion resistant materials, requires minimal maintenance and includes a 2-year all-inclusive warranty.



AIR FLO 2

The simple design of the Air Flo 2 system allows for increased flexibility in its application to water quality management. The standard valve box used in the installation provides many advantages from shorter tubing requirements that will offer significant cost savings, to simplified operation making it easy to adjust for better air flow control. In addition, the valve box gives the ability to manage multiple ponds with one aeration system. Custom systems can be designed for any pond configuration, and remember to choose from either self cleaning dome diffusers or stone diffusers when ordering.

60HZ	Compressors	Manifold(s)	Area Affected (Acres)	Operating Depth (ft)	Volume (GPM) Influenced	Volt/Ph/Amp 1725 @ 28 PSI*
System 1	1	2	to 1/2 to 1 to 3 to 3	4-7 8-14 14-19 19-40	2250 3250 3750 4000+	115/1/8 230/1/3
System 2	1	1	to 1/2 to 1 to 3	8-26 14-26 19-40	4000+	115/1/8 230/1/3
System 3	2	4	to 1 to 5	4-7 8-18	2250 3750	115/1/14.5 230/1/6
System 4	2	6	to 3 to 8 to 12	4-7 8-18 14-19	2250 3250 3750	115/1/14.5 230/1/6
System 5	1	3	to 3	8-14	3250	115/1/8 230/1/3
System 6	2	2	to 5	19-40	4000+	115/1/14.5 230/1/6

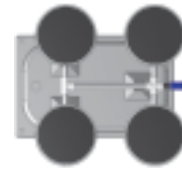
50HZ	Compressors	Manifold(s)	Area Affected (m ²)	Operating Depth (m)	Volume (m ³ /hr) Influenced	Volt/Ph/Amp 1425 @ 28 PSI*
System 1	1	2	to 2,023 to 4,047 to 12,140 to 12,140	1.2-2.1 2.4-4.3 4.3-5.8 6.1-12.2	511 738 852 908+	220/1/2.75
System 2	1	1	to 2,023 to 4,047 to 12,140	2.4-7.9 4.3-7.9 5.8-12.2	908+	220/1/2.75
System 3	2	4	to 4,047 to 20,234	1.2-2.1 2.4-5.5	511 852	220/1/5
System 4	2	6	to 12,140 to 32,376 to 48,562	1.2-2.1 2.4-5.5 4.3-5.5	511 738 852	220/1/5
System 5	1	3	to 12,140	2.4-4.3	738	220/1/2.75
System 6	2	2	to 20,234	5.8-12.2	908+	220/1/5

* Running amp draw is per 3/4HP compressor.

"The unit is low profile, more inconspicuous than an irrigation control box and very quiet. The club has been so impressed by the results; we are installing another one this year."

— Jim Roney, Superintendent of Golf Courses and Grounds
Saucon Valley Country Club, Bethlehem, PA

PRODUCT ILLUSTRATIONS



Dome Diffuser Manifold

Stone Diffuser Manifold



- Air Flo 2 Diffused Air Systems incorporate 3/4HP piston compressors allowing for operating depths up to 40ft or 12m.
- Choose from either self cleaning dome diffuser manifolds, or stone diffuser manifolds.
- Enhanced cabinet construction is corrosion resistant, provides quieter operation and simplified servicing.
- Clean air intake system improves performance through the new air filter system and includes an auto thermal protection circuit.
- Combined with the provided shore mounted valve box, the Air Flo 2 allows for shorter tubing requirements offering significant cost savings.

Complete package is safety tested, approved and listed with ETL and ETL-C. Products for the European Union are also safety tested, approved and carry a 3rd party, independent CE mark. Minimum operating depth varies, visit www.otterbine.com for product testing and package details, along with dB ratings for the Air Flo 2.

25HP MYSTIC IN
CARLSON, MINNESOTA





GIANT FOUNTAINS

FIRST IMPRESSIONS DO MATTER, and that is why we designed the Giant Fountain line. This product is often specified by landscape architects for premier locations whenever a dramatic focus to a water feature is desired. The Super Nova can throw water an impressive 90ft or 27m while the Triad offers a beautiful fan like pattern that looks dazzling when lit at night. Resorts, amusement parks, and corporate headquarters select these systems throughout the world based on their beauty, versatility and quality.

Installation is a snap with Otterbine's wheeled launching system that ends the need for cranes and hoists in most applications. The unit is manufactured from corrosion resistant materials and has a unique screening system that allows debris to be cleaned without taking

the unit from the water. Once installed the high-density polyethylene float can easily be adjusted to minimize float visibility in the water.

Create sensational displays by transforming your Giant Fountain at night with a High Voltage Fountain Glo™ light system available with optional colored lenses and sequencer. Giant Fountains feature an all inclusive 2-year warranty or 3-year warranty when purchased with power monitoring Subtrols. Please visit Otterbine at www.otterbine.com or www.caddetails.com to download specifications and cad drawings for all Otterbine products.



SUPER NOVA



60 HZ	10 HP	15 HP	25 HP
Spray Height (ft)	55	70	95
Spray Diam. (ft)	1	1	1
GPM	225	350	400
Volt/Ph/Amp 3450@60hz	230/1/47 230/3/30 460/3/15	230/1/67 230/3/44 460/3/22	230/3/70 460/3/35

50 HZ	10 HP	15 HP	25 HP
Spray Height (m)	15.8	20.1	27.4
Spray Diam. (cm)	30	30	30
m ³ /hr	51.1	79.5	90.8
Volt/Ph/Amp 2875@50hz	400/3/16	400/3/24	400/3/40

MYSTIC



60 HZ	10 HP	15 HP	25 HP
Spray Height (ft)	40	50	65
Spray Diam. (ft)	6	6	6
GPM	450	500	800
Volt/Ph/Amp 3450@60hz	230/1/47 230/3/30 460/3/15	230/1/67 230/3/44 460/3/22	230/3/70 460/3/35

50 HZ	10 HP	15 HP	25 HP
Spray Height (m)	11.6	14.3	18.9
Spray Diam. (m)	1.8	1.8	1.8
m ³ /hr	102.2	113.5	181.6
Volt/Ph/Amp 2875@50hz	400/3/16	400/3/24	400/3/40

POLARIS



60 HZ	10 HP	15 HP	25 HP
Spray Height (ft)	24	30	35
Spray Diam. (ft)	8	8	8
GPM	675	750	1,200
Volt/Ph/Amp 3450@60hz	230/1/47 230/3/30 460/3/15	230/1/67 230/3/44 460/3/22	230/3/70 460/3/35

50 HZ	10 HP	15 HP	25 HP
Spray Height (m)	7	8.5	10.1
Spray Diam. (m)	2.4	2.4	2.4
m ³ /hr	153.2	170.3	272.4
Volt/Ph/Amp 2875@50hz	400/3/16	400/3/24	400/3/40

“The fountains create a lovely backdrop to our main stage concert venue; they’re a wonderful addition to the ambiance and excitement of an outdoor summer event.”

— Sharon McCarthy,
Musikfest Spokesperson

AQUASTAR



60 HZ	10 HP	15 HP	25 HP
Spray Height (ft)	UPPER: 36 LOWER: 8	UPPER: 40 LOWER: 10	UPPER: 50 LOWER: 12
Spray Diam. (ft)	UPPER: 1 LOWER: 33	UPPER: 1 LOWER: 37	UPPER: 1 LOWER: 42
GPM	225	350	400
Volt/Ph/Amp 3450@60hz	230/1/47 230/3/30 460/3/15	230/1/67 230/3/44 460/3/22	230/3/70 460/3/35

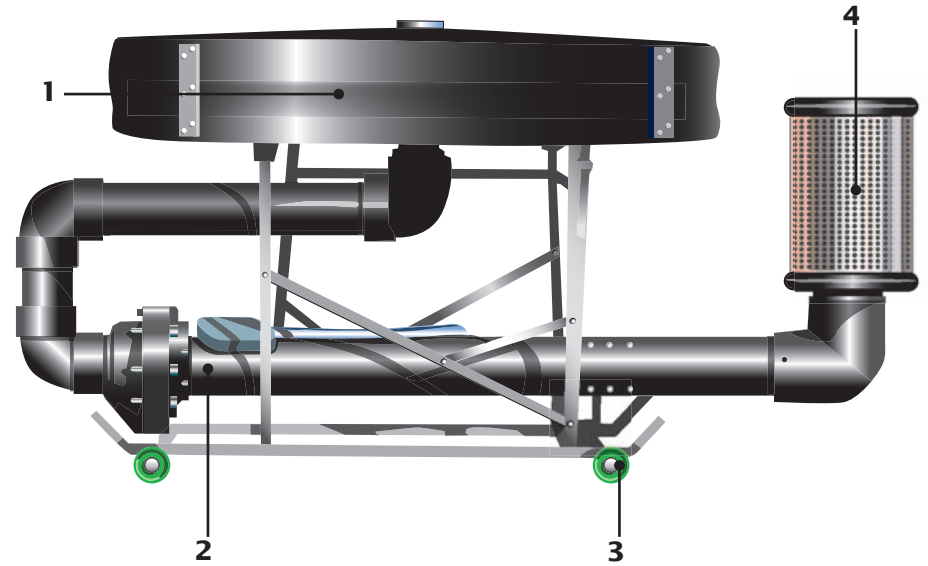
50 HZ	10 HP	15 HP	25 HP
Spray Height (m)	UPPER: 10.4 LOWER: 2.4	UPPER: 11.6 LOWER: 3	UPPER: 14.3 LOWER: 3.7
Spray Diam. (m)	UPPER: 30cm LOWER: 9.4	UPPER: 30cm LOWER: 10.7	UPPER: 30cm LOWER: 12.2
m ³ /hr	51.1	79.5	90.8
Volt/Ph/Amp 2875@50hz	400/3/16	400/3/24	400/3/40

TRIAD



60 HZ	10 HP	15 HP	25 HP
Spray Height (ft)	UPPER: 36 MIDDLE: 18 LOWER: 8	UPPER: 40 MIDDLE: 20 LOWER: 10	UPPER: 50 MIDDLE: 26 LOWER: 12
Spray Diam. (ft)	UPPER: 0.5 MIDDLE: 33 LOWER: 33	UPPER: 0.5 MIDDLE: 37 LOWER: 37	UPPER: 0.5 MIDDLE: 42 LOWER: 42
GPM	300	390	500
Volt/Ph/Amp 3450@60hz	230/1/47 230/3/30 460/3/15	230/1/67 230/3/44 460/3/22	230/3/70 460/3/35

50 HZ	10 HP	15 HP	25 HP
Spray Height (m)	UPPER: 10.4 MIDDLE: 5.2 LOWER: 2.4	UPPER: 11.6 MIDDLE: 5.8 LOWER: 3	UPPER: 14.3 MIDDLE: 7.3 LOWER: 3.7
Spray Diam. (m)	UPPER: 15cm MIDDLE: 9.4 LOWER: 9.4	UPPER: 15cm MIDDLE: 10.7 LOWER: 10.7	UPPER: 15cm MIDDLE: 12.2 LOWER: 12.2
m ³ /hr	68.1	88.5	113.5
Volt/Ph/Amp 2875@50hz	400/3/16	400/3/24	400/3/40



PRODUCT ILLUSTRATION

1. Special polyethylene float allows for easy height adjustment to make it less visible in the water.
2. High quality Grundfos pump and Franklin 3450/2875 RPM motor ensure years of corrosion-resistant, trouble-free run time and no maintenance.
3. Unique wheeled launching system eliminates the need for cranes during installation in most applications.
4. Removable stainless steel intake screen allows for cleaning in the water and protects pump from debris.

Complete package is safety tested, approved and listed with ETL and ETL-C. Minimum operating depth is 6ft or 2m, with and without lights. See www.otterbine.com for product testing and package details.



SMALL POND OWNERS FRACTIONAL SYSTEMS

SMALLER PONDS of less than ½ acre provide tremendous beauty and function to both residential and commercial properties. These waterways are often used for everything from water gardening and fishing to retention ponds and storm water basins and are found in many new development projects. However, these bodies of water are unique due to their smaller size and shallow depth and therefore are in great need of oxygen and circulation. Without aeration these small ponds are easily thrown out of ecological balance and can suffer from excessive aquatic vegetation and foul odor.

Based on the needs of the small pond owner, Otterbine developed Fractional Aerator & Fountain lines with interchangeable spray patterns to operate at depths as low as 13in or 33cm. These small but powerful systems are able to provide a solution to your water quality management needs, while enhancing the natural habitat for aquatic animals and wildlife.

Enjoy the cascading effects of a water feature day into night with the *Deluxe Packages* offered on these systems. Our energy efficient Fountain Glo™ light systems are available with colored lens packages, and operate off low voltage MR16 bulbs.





1/2HP AQUA SERIES WITH
MR16 LOW VOLTAGE LIGHTS IN
EMMAUS, PENNSYLVANIA



FRACTIONAL SYSTEMS

Whether you are in need of strong aeration for water quality management needs, or simply looking for a decorative 'fountain-like' pattern to enhance your water feature, Otterbine offers two fractional systems ideal for small ponds.

The Aqua Series & Instant Fountain come complete with interchangeable patterns, and are ready to install out of the box with no need for an outside contractor. Featuring a 2-year warranty and manufactured for ease of use and versatility you can be certain that you're receiving a quality product designed with your needs in mind.

While both provide aeration, the Aqua Series is recommended for more severe aquatic management needs, or look to our Aerating Fountain line for larger systems.


AQUA GEM



60 HZ	1/4 HP	1/2 HP
Spray Height (ft)	3	4
Spray Diam. (ft)	7	9.5
GPM	175	200
Volt/Ph/Amp 3250@60hz	115/1/3.9 230/1/2	115/1/5.5 230/1/2.7
50 HZ	1/4 HP	1/2 HP
Spray Height (m)	.9	1.2
Spray Diam. (m)	2.1	2.9
m ³ /hr	39.7	45.4
Volt/Ph/Amp 2700@50hz	230/1/1.8	230/1/3.2

PRODUCT ILLUSTRATION

1. Includes two easy to change corrosion resistant impellers/patterns.
2. Low visibility black float is constructed of high quality polyethylene shell and filled with closed cell foam.
3. Protective pockets are molded into the float to 'snap in' light fixtures eliminating the need for brackets.
4. Maintenance free, corrosion resistant marine grade aluminum motor housing with black powder coating houses a sealed oil-cooled 3250/2700RPM motor.



The Aqua Series Deluxe features a 2-light MR16 low voltage light set.

Complete package is safety tested, approved and listed with ETL and ETL-C. Products for the European Union are also safety tested, approved and carry a 3rd party, independent CE mark. Minimum operating depth for 1/4HP is 13in or 33cm, 1/2HP units require 14in or 36cm with and without lights. See www.otterbine.com for package details.

AQUA BLAST



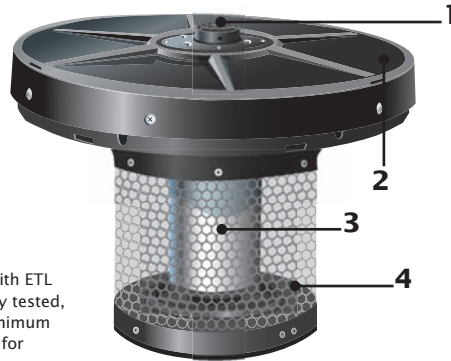
60 HZ	1/4 HP	1/2 HP
Spray Height (ft)	1.5	2
Spray Diam. (ft)	4	5.5
GPM	210	260
Volt/Ph/Amp 3250@60hz	115/1/3.9 230/1/2	115/1/5.5 230/1/2.7
50 HZ	1/4 HP	1/2 HP
Spray Height (m)	0.4	0.6
Spray Diam. (m)	1.2	1.7
m ³ /hr	47.7	59.1
Volt/Ph/Amp 2700@50hz	230/1/1.8	230/1/3.2

PRODUCT ILLUSTRATION

1. Includes three corrosion resistant adjustable spray impellers/patterns.
2. Closed cell foam float insures level flotation.
3. High speed 3450/2875RPM stainless steel water-cooled motor never requires maintenance.
4. Fine mesh 18 gauge/8 grade stainless steel screen prevents debris from entering the pump.

The Instant Fountain Deluxe features a 3-light MR16 low voltage light set.

Complete package is safety tested, approved and listed with ETL and ETL-C. Products for the European Union are also safety tested, approved and carry a 3rd party, independent CE mark. Minimum operating depth is 18in or 36cm. See www.otterbine.com for package details.



PHOENIX



60 HZ	1/2 HP	3/4 HP
Spray Height (ft)	UPPER: 8 LOWER: 4	UPPER: 9 LOWER: 6
Spray Diam. (ft)	UPPER: 2 LOWER: 12	UPPER: 2 LOWER: 16
GPM	80	90
Volt/Ph/Amp 3450@60hz	115/1/12 230/1/6	230/1/8

50 HZ	1/2 HP
Spray Height (m)	UPPER: 2.1 LOWER: 1.2
Spray Diam. (m)	UPPER: 0.6 LOWER: 3.7
m ³ /hr	18
Volt/Ph/Amp 2875@50hz	230/1/3.9

STARBURST



60 HZ	1/2 HP	3/4 HP
Spray Height (ft)	2.5	3
Spray Diam. (ft)	12	19
GPM	125	135
Volt/Ph/Amp 3450@60hz	115/1/12 230/1/6	230/1/8

50 HZ	1/2 HP
Spray Height (m)	0.8
Spray Diam. (m)	4.3
m ³ /hr	24
Volt/Ph/Amp 2875@50hz	230/1/3.9

ROCKET



60 HZ	1/2 HP	3/4 HP
Spray Height (ft)	12	15
Spray Diam. (ft)	2	2
GPM	80	90
Volt/Ph/Amp 3450@60hz	115/1/12 230/1/6	230/1/8

50 HZ	1/2 HP
Spray Height (m)	2.9
Spray Diam. (m)	0.6
m ³ /hr	18
Volt/Ph/Amp 2875@50hz	230/1/3.9



25HP SUPER NOVA WITH
HIGH VOLTAGE LIGHTS IN
THE MIDDLE EAST



ACCESSORIES

Now that you've learned more about our products and have determined the aeration or fountain system for your pond or lake, discover how you can further enhance your water feature with accessories from Otterbine.

FOUNTAIN GLO™ LIGHTING

The addition of fountain lighting is the most common enhancement to our products and can be purchased at any time. Otterbine offers a range of light sets with optional colored lens and sequencing packages available for most systems. When selecting your light system refer to the product recommendations found within this catalog or at www.otterbine.com.

OTTERSIELD LAKE DYE

Simply toss a few packets of environmentally safe Ottershield Lake Dye into your pond and turn it a beautiful deep shade of blue. Ottershield inhibits the sun from penetrating to the pond bottom and

is perfect for shallow ponds, and ponds affected by silt and murky waters.

POWER CONTROL CENTER

Otterbine Power Control Centers come standard with all North American product packages, in addition we offer upgrades including custom panels that combine the controls of multiple systems into one large enclosure, as well as stainless steel and fiberglass panels for those in corrosive environments. Additional options for panels are available and listed under the accessories section at www.otterbine.com.

Do you have a unique need due to your aquatic environment? If yes, please call one of our product specialists as we have vast knowledge and offer a variety of accessories to enhance your Otterbine and protect it from nature's elements.



FOUNTAIN GLO™ LIGHTING



WITH OTTERBINE FOUNTAIN GLO™ light systems you can highlight your aeration and fountain displays into the nighttime hours while adding value and security to your property.

Manufactured from corrosion resistant materials, our light systems come with a complete 1-year warranty. We offer the opportunity to customize your light show with our optional photocell, colored lens and sequencing packages.

Specially engineered to accentuate the entire pattern, Otterbine does recommend particular light sets per product line; please refer to the individual Fountain Glo™ systems or go to www.otterbine.com to find the one that's best for your system.



MR16 LOW VOLTAGE LIGHT SYSTEMS



Our low voltage light systems are available with either 20 or 50 watt bulbs and run on 12-volt power for increased energy efficiency. Manufactured from corrosion resistant thermal plastics our 20 watt and 50 watt systems operate off of 115V in 60 Hz, and 230V in 50Hz.

Recommended for all 1/4HP through 5HP aeration and fountain systems, these systems are safety tested and approved by ETL and ETL-C.

Lights (20W) Per Set	2	3	4
Amp Draw (Total)*	0.4	0.6	0.8
Lamp Wattage (Total)	40	60	80
Candlepower (Total Lumens)	1400	2100	2800
Lights (50W) Per Set	2	4	
Amp Draw (Total)*		0.9	1.8
Lamp Wattage (Total)		100	200
Candlepower (Total Lumens)		11,400	22,800

*50Hz amp draw will be half of what is listed in charts.

HIGH VOLTAGE LIGHT SYSTEMS

Select from either 250 or 500 watt systems to achieve the lighting effect desired for your Otterbine system. These light systems operate off of 115V in 60Hz, or 230V in 50Hz and are manufactured from stainless steel and brass components protecting them in corrosive environments.

Recommended for our Large Aerating Fountain and Giant Fountain product lines, these systems are ETL & ETL-C approved and can also be used with all 5HP products except High Volume.

Lights (250W) Per Set	2	3	4
Junction Box	1	1	1
Amp Draw (Total)*	4.4	6.6	8.8
Lamp Wattage (Total)	500	750	1000
Candlepower (Total Lumens)	10,000	15,000	20,000

Lights (500W) Per Set	4	6	8	12
Junction Box	1	2	2	3
Amp Draw (Total)*	17.6	26.4	35.2	52.8
Lamp Wattage (Total)	2000	3000	4000	6000
Candlepower (Total Lumens)	41,800	62,700	83,600	125,400

*50Hz amp draw will be half of what is listed in charts.



PAR 64 HIGH VOLTAGE LIGHT SYSTEMS



Including two lights per set, these systems feature 1000W bulbs that are capable of illuminating our most impressive patterns. Manufactured of stainless steel and brass, these light sets operate on 115V and are available for 60Hz markets.

Safety Tested and approved by ETL & ETL-C and recommended for our Large Aerating Fountain and Giant Fountain product lines, and are not intended for 5HP High Volumes. Colored lens and sequencing packages are not available for these systems.

Lights (1000W) Per Set	2
Junction Box	1
Amp Draw (Total)	17.6
Lamp Wattage (Total)	2000
Candlepower (Total Lumens)	38,800


PRODUCT ILLUSTRATIONS



MR16 Low Voltage



High Voltage



Par 64 High Voltage

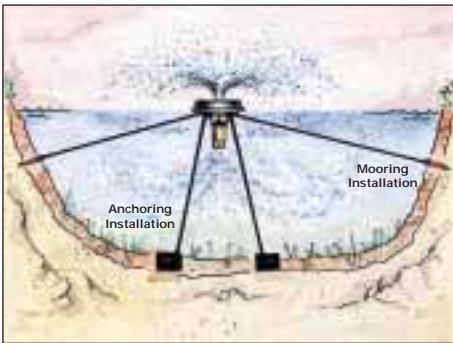
OTTERSIELD LAKE DYE



Otterbine is one of the few companies supplying lake dye in small, pre-measured packets that are perfect for use in small or large waterways. One packet will treat a ½ acre, 164,925 gallons or 624,309 liters of water. The smaller packets offer more flexibility and less waste. For those with larger needs please inquire about discounted rates for bulk purchases.

Ottershield lake dye is applied by simply tossing the water soluble packets into the pond. As the packets dissolve a deep blue shade is quickly and evenly dispersed through the pond enhancing the color naturally. Environmentally safe, these packets won't stain or harm your hands or waterfowl and can be used in conjunction with other aquatic management products.

INSTALLATION



Otterbine aerating fountains, surface spray industrial aerators and fountain units are typically moored from shore to shore or anchored to the bottom of the pond as depicted in the illustration. The power control center is mounted on shore and then insulated underwater cable is run from the power control center to the unit. For more information on installation, please visit our website at www.otterbine.com.

POWER CONTROL CENTER



At Otterbine we are dedicated to only offering the safest and most reliable aeration and fountain products available. Exceeding safety requirements in the components and design of our equipment, to the warranties and customer support we provide; the integrity of our power control centers is an integral part of honoring our commitment.

The power control centers offered on North American packages for Aerating Fountains, Industrial Aerators and Giant Fountains come complete with state of the art components that include surge/lightning arrestor, 24-hour timer, hands-off auto switch, external reset and people

protection GFCI. (GFCI is not provided on 460V units, an optional EPD can be provided.) Our standard cabinet is a NEMA 3R enclosure, while we also offer fiberglass and stainless steel enclosure upgrades for coastal and other harsh environments. Additional panel options include custom panels that allow you to combine controls for multiple systems into one panel, as well as wind controls, photocells, light sets with or without sequencers, phase monitors, and step down transformers. Some of these options not only offer added convenience, but they can improve the efficiency and life of the system's motor. Otterbine can provide optional controls for export markets; however, controls are often provided by regional distribution in these markets to insure they meet area requirements. Please visit www.otterbine.com for a complete list of panel components and options.

Feel secure in knowing that Otterbine is one of the only aerator and fountain manufacturers to conduct extensive 3rd party independent safety testing through ETL, ETL-C and CE. You can trust in Otterbine.



OTTERBINE® BAREBO, INC.
3840 Main Road East, Emmaus, PA 18049, U.S.A.

PHONE: 1-800-AER8TER•610-965-6018

FAX: 610-965-6050 WEB: www.otterbine.com

